

+ With a secure adhesive¹ for when security is paramount and dressing retention is key

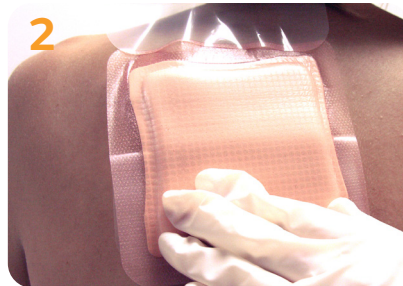
Smith+Nephew

ALLEVYN[®] ADHESIVE
Foam Dressing

Application



1 Select appropriate dressing, prepare and clean the skin surrounding the wound area.

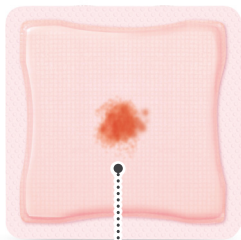


2 Remove one of the protector films from ALLEVYN ADHESIVE and anchor the adhesive side of the dressing onto the skin.

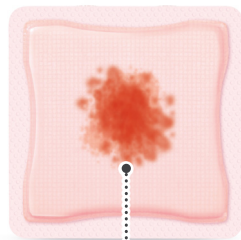


3 Remove the remaining protector film and smooth the dressing over the remainder of the wound without stretching, ensuring there are no creases. The pad area of the dressing must be adhered across the entire surface of the wound.

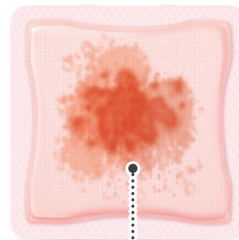
The following pictures give you an indication of when **ALLEVYN ADHESIVE** needs to be changed:



NO NEED TO CHANGE



NO NEED TO CHANGE



CHANGE DRESSING

Dressing requires changing at 7 days (5 days for sacral variants), unless exudate is within 0.5cm from the edge of the dressing pad - whichever is sooner.

Always adhere to local dressing change protocol.

Removal



To remove ALLEVYN ADHESIVE, lift one edge of the dressing and slowly peel back until completely removed from the wound. Sacral dressings should be removed from the top edge and down towards the anus to minimise the potential for faecal contamination.

ALLEVYN ADHESIVE ordering codes

Size (cm)	S+N Code	Carton
7.5cm x 7. cm	66000043	10
10cm x 10cm	66000599	10
12.5cm x 12. cm	66000044	10
17.5cm x 17.5cm	66000045	10
22.5cm x 22.5cm	66000046	10
12.5cm x 12.5cm	66000744	10



ALLEVYN Sacrum Foam Dressing

17cm x 17cm	66000700	10
22cm x 22cm	66000451	10

For detailed product information, including indications for use, contraindications, precautions and warnings, please consult the product's applicable Instructions for Use (IFU) prior to use.

Reference 1. Amione P, Ricci E, Topo F, et al. Comparison of Allevyn Adhesive and Biatain Adhesive in the management of pressure ulcers. *Wound Care.* 2005;14(8):365-370.

Smith & Nephew, Croxley Park, Building 5, Hatters Lane, Watford, Hertfordshire WD18 8YE T +44 (0) 1923 477100 F +44 (0) 1923 477110

www.smith-nephew.com/allevyn [®]Trademark of Smith+Nephew. All Trademarks acknowledged. ©May 2020 Smith+Nephew 25199